

Pay Student Service Charges

Login to Mandsaur University Portal

- <http://ums.mandsauruniversity.edu.in/Login/StudentLogin.aspx>

Not secure | ums.mandsauruniversity.edu.in/Login/StudentLogin.aspx

Apps Integrated Hospitality Training Management Portal- Demo ECS -Demo

MANDSAUR UNIVERSITY
MAKING FUTURE READY!

Department Login Student Login

IUMS-Home Time Table Schemes/Syllabus Ordinance Results Help&Support

Student Login

Login

Type characters you see in the picture below

[Forgot Password ?](#)

आवश्यक निर्देश

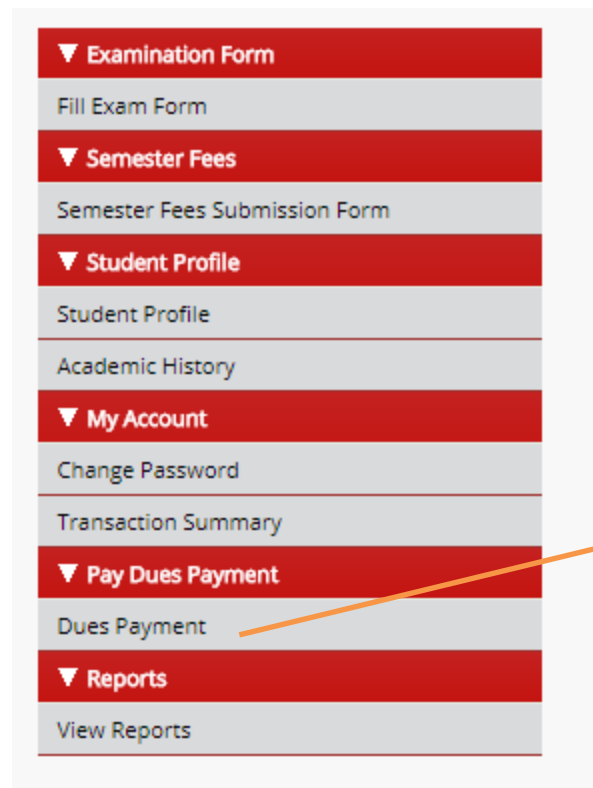
- पोर्टल पर सम्स्त उपयोगकर्ताओं के पासवर्ड कूटभाषा (Encrypted Format) में रहते हैं, जो किसी के भी द्वारा पढ़े नहीं जा सकते हैं।
- उपयोगकर्ता द्वारा पोर्टल पर अपना अधिकृत (Authentic) ई-मेल पंजीकृत किया जाना आवश्यक है। जिसका उपयोग पासवर्ड रीसेट (Password Reset) की लिंक भेजने के लिये किया जाता है।
- किसी भी यूजर का पासवर्ड किसी अन्य व्यक्ति के द्वारा रीसेट नहीं किया जा सकता हैं।
- पासवर्ड भूल जाने की स्थिति में उपयोगकर्ता को स्वयं ही अपना पासवर्ड रीसेट करना होगा। इस हेतु Forgot Password पर क्लिक करके संबंधित पंजीकृत ई-मेल प्रविष्ट करें। पासवर्ड रीसेट लिंक उसी ई-मेल पर प्राप्त होगा, जिससे नया पासवर्ड निर्धारित कर सकते हैं।

Click on Students Services

The screenshot shows a web application interface. At the top right, there is a user profile section with the text "Last Login: May 17 2018 12:57PM" and a "Logout" link. Below this, a white box contains the user's name "ABBURI CHANDRA SEKHAR", role "[Student]", and branch "[Agriculture]". In the center-left, there is an orange button with a white icon of a graduation cap and the text "STUDENT SERVICES". Below the button is a blue horizontal bar with the text "Important Notice" and a white box below it containing the text "Coming Soon !!".

Click here

Click on Dues Payment



Click on Dues
Payment

Click on Search Button to Check dues

The screenshot shows a student portal interface. On the left is a navigation menu with categories: Examination Form, Semester Fees, Student Profile, My Account, Pay Dues Payment, and Reports. The 'Pay Dues Payment' category is selected, showing 'Dues Payment' as the active option. The main content area is titled 'Dues Payment' and contains an important notice about online payments. Below the notice is a search form with the enrollment number '16AGR3AGR1001' entered and a blue 'Search' button. An orange arrow points from the 'Search' button to a callout box below the screenshot.

Student Home Logout

ABBURI CHANDRA SEKHAR Role: [Student] Branch: [Agriculture]

Dues Payment

*** Important Notice Regarding Online Payment through Internet Banking**

- a. In case your current payment transaction is showing the status as "failed transaction" and the amount gets deducted from your account and Registration Form status is still showing the "Fee Not Submitted". Please wait, do not re-submit or do not make another payment.
- b. Since Fee has been deducted from your Bank account, it will be taken into account by next working day.
- c. Please do not attempt paying again if amount is deducted from your account.
- d. In case you need further support reach to Help & Support.

Enrollment No.	16AGR3AGR1001	<input type="button" value="Search"/>			
----------------	---------------	---------------------------------------	--	--	--

Click on search

Select Dues for Payment

Due Payment Current Status

Select	Enrollment No.	Total Amount	Category	Status	Head Name
<input type="radio"/> 1	16AGR3AGR1001	500	UR	Not Paid	Student Services Charge

Click on
select

Click on Check Box

Due Payment Fee

Fee To be Submitted	
Due Fee (In Rs.)	500
Late Fee (In Rs.)	0
Total Amount to be Paid	500

Choose Your Payment Mode

Payment Mode

Candidate Declaration

I solemnly hereby declare that contents of this application form are true to the best of my knowledge and belief and nothing has been concealed therein.I shall be responsible for any wrong information given.

Please tick the box to confirm that you have read and accept the Mandsaur University's Terms Condition for use of the online payment system.

Click on
Check box

Click on Go For Online Payment

Due Payment Fee

Fee To be Submitted	
Due Fee (In Rs.)	500
Late Fee (In Rs.)	0
Total Amount to be Paid	500

Choose Your Payment Mode

Payment Mode:

Candidate Declaration

I solemnly hereby declare that contents of this application form are true to the best of my knowledge and belief and nothing has been concealed therein. I shall be responsible for any wrong information given.

Please tick the box to confirm that you have read and accept the Mandsaur University's Terms Condition for use of the online payment system.

Click on Go for Online payment

Transaction Details Page



ONLINE TRANSACTION DETAILS

5/17/2018 2:21:50 PM



Online Transaction ID	:	6
Service Name	:	Dues Payment Fees
Amount	:	500
Enrollment No	:	16AGR3AGR1001

Confirm

Note :- Keep the record of this Online Transaction for verification with bank, either take a printout of this page or write the Online Transaction ID.

Click Confirm



ONLINE TRANSACTION DETAILS

5/17/2018 2:21:50 PM

Online Transaction ID	: 6
Service Name	: Dues Payment Fees
Amount	: 500
Enrollment No	: 16AGR3AGR1001

Confirm

Note :- Keep the record of this Online Transaction for verification with bank, either take a screenshot of this page or write the Online Transaction ID.




Click on
Confirm button

Payment Gateway Page

Payment Details

Merchant DBA Name	Educational Institute	Transaction Amount	INR 500.00
Order ID	6	Reference Number	15817006

SmartCheckout: **Credit Card** Debit Card

Card Number *

Expiry Date * CVC / CVV / 4DBC *

Month: Year: CVC / CVV / 4DBC *

Name on Card *

Email ID Mobile Number

Save for SmartCheckout

Pay Cancel

* denotes mandatory field.

Click on Pay
button

Payment Process & Instructions

- Follow the payment process at Payment gateway , do the payment and it will redirect to the Mandsaur university Site with the Payment Receipt with the successful transaction with receipt of service like Student Service Charge transaction receipt
- if transaction failed it will redirect to the error page with failed transaction Message.
- if Transaction get failed and amount is deducted , please do not make the payment again , wait for 24 hours , it will reconcile in 24 hours and automatically the status of Exam form and any other service is get updated to Submitted